

SkillGuide



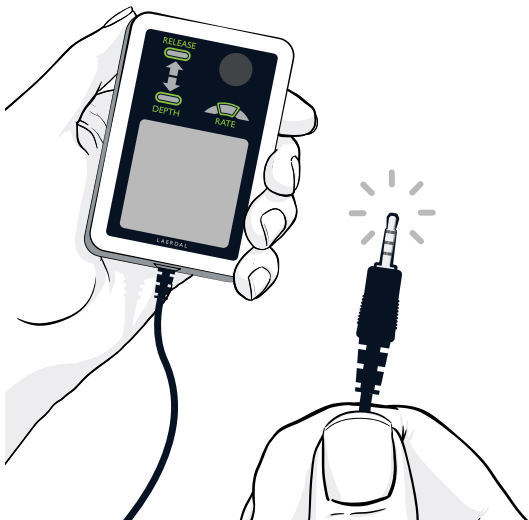
SkillGuide is a feedback device designed to provide real-time and summative feedback on the quality of CPR performance.



www.laerdal.com

Connect

Connect SkillGuide to the manikin. When using Little Anne QCPR or Little Junior QCPR, connect SkillGuide Extension Cable to the manikin first.



Turn On Manikin

To activate SkillGuide, turn on the manikin.

Depending on the manikin, start chest compressions or press the On/Off button.



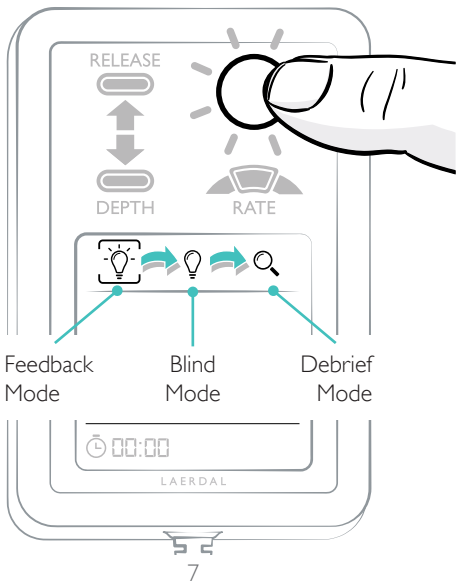
Start

Session timer starts when you begin CPR and stops when you toggle to Debrief Mode. Press and hold the button for one second to reset.



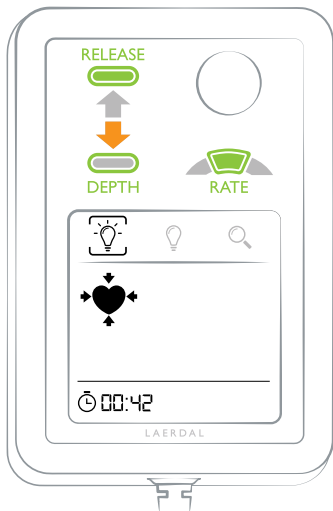
Toggle Between Modes

Press button to toggle between modes.
(Disabled when using QCPR app)

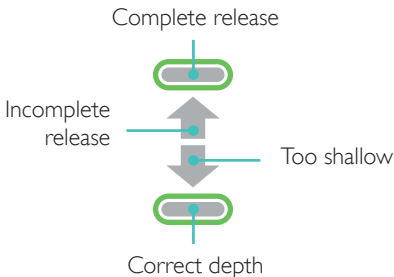


Feedback Mode

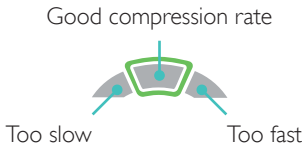
In Feedback Mode the LED indicators show real-time compression feedback. Session time and incorrect hand placement are displayed on the screen. (If supported by manikin)



Depth Indicator

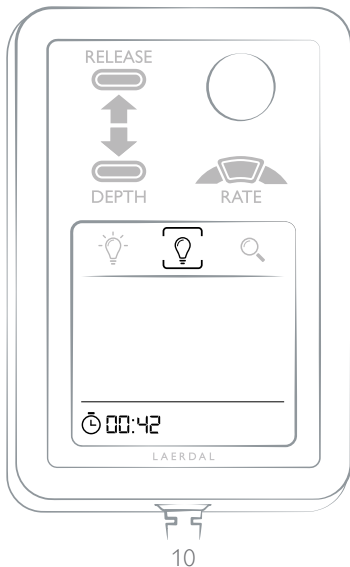


Compression Rate Meter



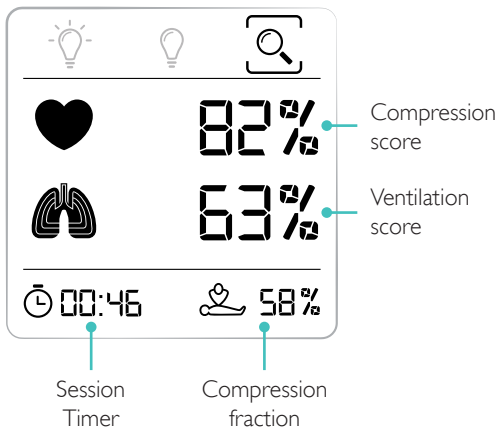
Blind Mode

In Blind Mode no compression feedback is displayed, only the Session Timer.



Debrief Mode

In Debrief Mode the LEDs and the display show a performance summary of the session.



Debrief Mode

Compression Score

A total score on compressions for the session. Factors used for calculating the score are compression depth, rate, release, and hand position.

In Debrief Mode the indicator lights show the relevant errors for depth, release and rate for the session. The most significant error flashes.




Hand Position

The heart symbol will indicate if hand position was correct during the session. (If supported by manikin)



Correct
hand position



Incorrect
hand position

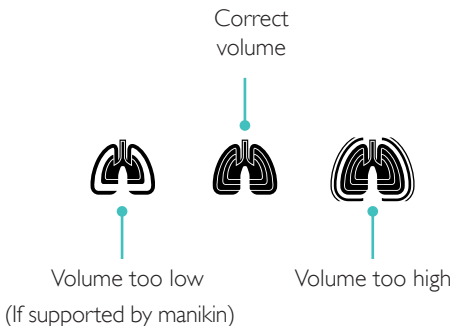
Debrief Mode

Ventilation Score

A total score on ventilations. Factors used for calculating the score are ventilation volume and rate.

Ventilation Volume

The most significant error (if any) is displayed by a short animation.





Session Timer

Measures the duration from the first compression or ventilation until the session is stopped. You can stop a session by toggling to Debrief Mode.



Compression Fraction

Percentage of the session where compressions were given.



For more details on the score calculations, please visit www.laerdal.com

© 2019 Laerdal Medical AS. All rights reserved.

Manufactured in Taiwan for:

Laerdal Medical AS

P.O. Box 377,

Tanke Svilandsgate 30, 4002 Stavanger, Norway

T: (+47) 51 51 17 00

Printed in Taiwan

20-06566 Rev E

www.laerdal.com



Laerdal

helping save lives